

# PRESCOTT®



**ONE-STOP TOOLS  
SUPPLIER**

01/02/2022



MADE IN CHINA

**PRESCOTT®  
TOOLS CO., LIMITED**

Tel:

0086-579-89086188  
0086-579-89086888

E-mail:

prescott@prescotttools.com

Factory:

Gumashan Industrial Zone,  
Wuyi County, Jinhua City, Zhejiang  
Province, China 321205

<http://www.prescotttools.com>

**DISTRIBUTOR  
INFORMATION**

# PRESCOTT®



**— 2022  
ONE-STOP TOOLS SUPPLIER**

Q1/Q2 2022





## TABLE OF CONTENTS

### Lithium Battery Series ..... 01-04

Cordless Drill	Cordless Angle Grinder	Cordless Impact Screwdriver	Cordless Blower
Cordless Screwdriver	Cordless Impact Wrench	Cordless Rotary Hammer	Cordless Tile Laying Vibrator

### Power Tools ..... 05-24

Angle Grinder	Diamond Core Drill Machine	Electric Blower	Bench Grinder	Electric Spray Gun
Electric Drill	Rotary Hammer	Electric Planer	Electric Staple Gun	Bench Planer
Impact Drill	Demolition Hammer	Jig Saw	Die Grinder	Magnetic Drill
Electric Mixer	Cut-off Machine	Random Orbit Sander	163-Piece Mini Grinder Rotary Tools Kit	Electric Hoist
Polisher	Miter Saw	Finishing/Palm Sander	Plastic Pipe Welding Machine	
Glue Gun	Circular Saw	Router/Trimmer	Drywall Sander	
Drill Press	Marble Cutter	Heat Gun	Electric Impact Wrench	

### Air Tools/Welding Machine/Gasoline Generator ..... 25-32

Air Compressor	Pneumatic Impact Wrench	Spray Gun	Gasoline Generator
Belt Driving Air Compressor	Brad Nailer	Welding Machine	Diesel Generator
Engine Air Compressor	Air Staple Gun	Battery Charger	

### Garden Tools Series ..... 33-38

Dry And Wet Vacuum Cleaner	Gasoline Water Pump	Gasoline Brush Cutter	Concrete Vibrator
High Pressure Washer	Electric Lawn Machine	Electric Chain Saw	Tamping Rammer
Gasoline Pressure Washer	Gasoline Lawn Machine	Gasoline Chain Saw	Road Cutting Machine
Electric Water Pump	Electric Grass Trimmer	Gasoline Hedge Trimmer	Grinding Machine

### Hand Tool Series ..... 39-49

Combination Plier	Foldable Saw	Hand Saw	Aluminum Spirit Level	Paint Brush/Roller	Barrow/Trolley
Bolt Cutter	Cutter	Hammer/Axe	5-Line Laser Cross Level	Tools Box	Ladder
Adjustable Pipe Wrench	Hex Key	Ratchet Wrench	Laser Distance Meter	Pallet Truck	Safety Helmet
Tinman's Snip	Torx Key	Screwdriver	Measuring Tape	Trowel	Reflection Vest
Aviation Snip	Combination Spanner	Stable Gun	Hand Riveter	Bottle Jack	Tools Bag
End Cutting Pincer	DR.Socket Wrench Set	Pipe Cutter	Caulking/Grease Gun	Chain/Level Block	Boot
Shears	Adjustable Wrench	Caliper	Chisel	Steel Padlock	Gloves

### Accessory Series ..... 49-50



# PRESCOTT®





### PT2003062 / PT2003063 CORDLESS SCREWDRIVER



DESCRIPTION	PT2003062	PT2003063
Model No:	PT2003062	PT2003063
Voltage:	3.6V	3.6V
Battery:	Li-ion 1pcsX1500mAh	Li-ion 1pcsX1500mAh
No-load speed:	240RPM	240RPM
Max torque:	3N/M	3N/M
Charging time:	2-3h, with LED	2-3h, with LED



#### TWO DIFFERENT PACKING



PT2003062	PT2003063
9pcs 25mm CRV drill bits; 1pc drill bit connecting rod; 1pc Micro-USB cable	23pcs 25mm CRV drill bits; 3pcs 50mm CRV drill bits; 5pcs sockets 1pc drill bit connecting rod 1pc socket connecting rod 1pc Micro-USB cable

### PT2001208 CORDLESS DRILL

- ø0.8—10mm drill bits option
- Soft grip handle
- left and right rotation
- LED light
- Indicator Light
- Three Different Packing



#### THREE DIFFERENT PACKING



DESCRIPTION	
Voltage:	12V Max
Battery:	Li-ion 2PcsX1500mAh
No-load speed:	0-350/1350r/min
Torque setting:	21+1
Max. Torque:	20N.m
Capacity:	Steel: 10 mm (3/8") Wood: 21 mm (13/16")

### PT2001207 CORDLESS DRILL



DESCRIPTION		
Voltage:	12V	Max. Torque: 25N.m
Battery:	Li-ion 2PcsX1300mAh	Dia. of chuck: 0.8-10mm
No-load speed:	0-350/1350r/min	Capacity: Steel: 10 mm (3/8") Wood: 21 mm (13/16")
Torque setting:	18+1	

### PT4002107 CORDLESS DRILL



DESCRIPTION		
Voltage:	21V	Max. Torque: 29N.m
Battery:	Li-ion 1PcsX2000mAh	Capacity: Steel: 10 mm (3/8") Wood: 21 mm (13/16")
No-load speed:	0-350/1350r/min	
Torque setting:	18+1	

### PT4002107T CORDLESS IMPACT DRILL



DESCRIPTION		
Voltage:	21V	Torque setting: 18+1
Battery:	Li-ion 1PcsX2000mAh	Max. Torque: 27N.m
No-load speed:	0-350rpm/1350r/min	Dia. of chuck: 13mm
Impact rate:	0-6000/21000bpm	

### PT4002103T CORDLESS IMPACT DRILL



DESCRIPTION		
Voltage:	21V	Torque setting: 23+3
Battery:	Li-ion 1PcsX2000mAh	Max. Torque: 55N.m
No-load speed:	0-450/0-1600rpm	Dia. of chuck: 13mm Metal Chuck
Impact rate:	0-6000/2250bpm	With spindle lock

### PT4002101 CORDLESS IMPACT SCREWDRIVER



DESCRIPTION		
Voltage:	21V	Impact rate: 0-2250/3300/4300bpm
Battery:	Li-ion 1PcsX2000mAh	Max. Torque: 100/140/180N.m
No-load speed:	0-1500/2200/2900rpm	Square drive: 1/4 Hex

### PT4002102 CORDLESS IMPACT WRENCH



DESCRIPTION		
Voltage:	21V	Impact rate: 0-2300/3300bpm
Battery:	Li-ion 1PcsX2000mAh	Max. Torque: 200/350N.m
No-load speed:	0-1600/2200rpm	Square drive: 1/2 square head spindle



**PT4002106 CORDLESS ROTARY HAMMER**



DESCRIPTION	
Voltage:	21V
Chuck type:	SDS-PLUS
Battery:	Li-ion 1PcsX2000mAh
No-load speed:	0-1100r/min
Impact frequency:	0-4800r/min
Impact force:	2.2J
Concrete drilling diameter max.:	0.8-22mm
Wood drilling diameter:	30mm
Optimum drilling range:	4-13mm



**PT2012010 CORDLESS ROTARY HAMMER**



DESCRIPTION	
Voltage:	12V
Chuck type:	SDS-PLUS
Battery capacity:	1.5Ah (10C)
Charing time:	2h (800mA)
No-load speed:	0-900rpm
Rated impacts per minute:	0-5000r/min
Drill capacity:	Steel: 10 mm Wood: 13 mm Concrete: 10mm



**PT4002104 CORDLESS ANGLE GRINDER**



DESCRIPTION	
Voltage:	21V
Battery:	Li-ion 1pcsX2000mAh
No-load speed:	0-4500/5500/7000RPM
Spindle Thread:	M10 M14
Disc Diameter:	115mm 125mm



**PT2000701 CORDLESS TILE LAYING VIBRATOR**



DESCRIPTION	
Voltage:	12V
Battery:	Li-ion 2pcsX1500mAh
Scope of application:	30-100CM
Product function:	wall tile, floor tile
Vibration frequency:	100-12000r/min
Adsorption weight:	100KG



**PT4002105 CORDLESS CIRCULAR SAW**



DESCRIPTION	
Voltage:	21V
Battery capacity:	4.0Ah Li-ion 1PcsX2000mAh
Vertical Cutting Depth:	0-55mm
No-load speed:	0-4500rpm
Tilt Cutting Depth:	0-54mm / 0-36mm
Blade dia:	165mm



**PT4002108 CORDLESS RECIPROCATING SAW**



DESCRIPTION	
Voltage:	21V
Battery capacity:	Li-ion 1pcsX2000mAh
No-load speed:	0-3000rpm
Blade diameter:	110mm
Function:	Multipurpose
Stroket length:	20mm
Max cutting thickness:	150mm for wood 5mm for metal



**PT4002109 CORDLESS BLOWER**



DESCRIPTION	
Voltage:	21V
Battery:	Li-ion 1pcsX2000mAh
No-load speed:	13000-16000r/min
Air volume:	2.2-2.5m³/min
Air pressure:	3-3.5KPa



4.0 BATTERY

2.0 BATTERY

1700mA

FAST BIG CHARGER




**PRESCOTT**®

## HIGH PERFORMANCE

- HIGH SPEED
- HIGH POWER
- HIGH WORK EFFICIENCY







**PT0310018 / PT0311518**  
**ANGLE GRINDER**

- Small body and back switch design. Make more convenience for workers use
- Can be used for Metal Cutting, PVC Cutting. Ideal for sharpening, cutting, grinding, removing rust and surface preparation
- 100% full copper wire
- Angle grinder with 4/4.5-inch wheel diameter
- A spanner wrench helps to replace wheels easily and quickly
- Includes 1 pairs of extra carbon brush, no need to worry abrasion of the brush

Slim body for one-handed operation

Spindle lock for easy head change

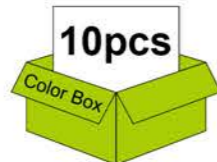


Side handle-easy remove and attach to either side

Safety guard-adjustable guard allows you to rotate for protection when grinding at all angles



DESCRIPTION		
Model No:	PT0310018	PT0311518
Input power:	850W	850W
No-load speed:	11000r/min	11000r/min
Disc size:	100mm	115mm



**PT0310017 / PT0311517**  
**ANGLE GRINDER**



DESCRIPTION		
Model No:	PT0310017	PT0311517
Input power:	650W	650W
No-load speed:	11000r/min	11000r/min
Disc size	100mm	115mm

**PT0312502**  
**ANGLE GRINDER**



DESCRIPTION		
Input power:	1000W	
No-load speed:	11050r/min	
Disc size	125mm	

**PT0310020 / PT0311520**  
**ANGLE GRINDER**



DESCRIPTION		
Model No:	PT0310020	PT0311520
Input power:	900W	900W
No-load speed:	11000r/min	11000r/min
Disc size	100mm	115mm

**PT0312501**  
**ANGLE GRINDER**



DESCRIPTION		
Input power:	1250W	
No-load speed:	11000r/min	
Disc size	100/115/125mm	

**PT0310016 / PT0311516**  
**ANGLE GRINDER**



DESCRIPTION		
Model No:	PT0310016	PT0311516
Input power:	900W	900W
No-load speed:	11300r/min	11300r/min
Disc size	100mm	115mm

**PT0318005**  
**ANGLE GRINDER**



DESCRIPTION	
Model No:	PT0318005
Input power:	2400W
No-load speed:	7800r/min
Disc size	180mm

**PROFESSIONAL DESIGN FOR ENGINEERING**  
**2400W 180/230MM**  
**ANGLE GRINDER**



**PT0323001**  
**ANGLE GRINDER**



DESCRIPTION		
Input power:	2400W	
No-load speed:	6500r/min	
Disc size	230mm	



**PT0323002**  
**ANGLE GRINDER**



DESCRIPTION		
Input power:	2400W	
No-load speed:	6000r/min	
Disc size	230mm	







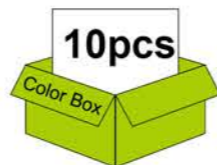
**ECONOMIC  
ELECTRIC DRILL  
450W**

**PT0101008  
ELECTRIC DRILL**



- Buckle design for soft work
- Variable speed
- Soft grip handle and all new ergonomic design
- Variable and reverse switch
- Drill & screwdriver function

DESCRIPTION	
Input power:	450W
No-load speed:	0-3300r/min
Max drilling steel:	10mm
Max drilling wood:	20mm



**PT0101010  
ELECTRIC DRILL**



DESCRIPTION	
Input power:	710W
No-load speed:	0-3100r/min
Max drilling steel:	10mm
Max drilling wood:	25mm



**PT0101009  
ELECTRIC DRILL**



DESCRIPTION	
Input power:	550W
No-load speed:	0-3100r/min
Max drilling steel:	10mm
Max drilling wood:	25mm



**PT0201308  
IMPACT DRILL**



DESCRIPTION						
Model No.	Input Power	No-load speed	Chuck	Max drilling steel	Max drilling concrete	Max drilling wood
PT0201308	550W	0-2800r/min	Ø13mm	13mm	13mm	25mm
PT0201309	750W	0-3000r/min	Ø13mm	13mm	13mm	25mm



**PT0201309  
IMPACT DRILL**



**PT0201302  
IMPACT DRILL**



DESCRIPTION						
Model No.	Input Power	No-load speed	Chuck	Max drilling steel	Max drilling concrete	Max drilling wood
PT0201302	810W	0-3000r/min	Ø13mm	13mm	13mm	25mm
PT0201303	1010W	0-3000r/min	Ø13mm	13mm	13mm	25mm



**PT0201303  
IMPACT DRILL**





**PT0101602**  
ELECTRIC DRILL



5pcs

DESCRIPTION	
Input power:	1050W
No-load speed:	800r/min
Chuck Capacity:	16mm
Max dia.of drilling:	Steel:16mm Wood:30mm

**PT1001406**  
ELECTRIC MIXER



2pcs

DESCRIPTION	
Input power:	1400W
No-load speed:	0-800r/min
Mixing paddle diameter:	120mm
Thread:	M14

**PT1418001**  
POLISHER



6pcs

DESCRIPTION		
Input power:	1400W	Pad size: 180mm(7")
No-load speed:	600-3000r/min	Thread: M14

**PT2306001**  
GLUE GUN



48pcs

DESCRIPTION		
Input power:	60W	Melt viscosity: > 15000mpcs
Work temperature:	100-200 C	Softening point: 80 C
		Diameter: Ø 10.8-11.5mm

**PT2101301**  
DRILL PRESS



1pc

**PT2101601**  
DRILL PRESS



1pc

**PT2102003**  
DRILL PRESS



1pc

DESCRIPTION									
Model No.	Max drill capacity	Input power	Chuck capacity	Spinder travel	Class of speed	Speed	Column diameter	Swing	Height
PT2101301	13mm(1/2")	350W	1.5-13mm	50mm	5	580-2650rpm	46mm	220mm	580mm
PT2101601	16mm(5/8")	450W	3-16mm	50mm	9	280-2350rpm	46mm	245mm	610mm
PT2102003	20mm(3/4")	650W	5-20mm	80mm	16	180-2770rpm	72mm	325mm	980mm

**EXPERIENCE THE HEAVY DUTY DIFFERENCE**

**1600/3800W 125/235MM**  
DIAMOND CORE DRILL MACHINE



**PT2812001**  
DIAMOND CORE DRILL MACHINE



4pcs  
Color Box

**PT2823502**  
DIAMOND CORE DRILL MACHINE



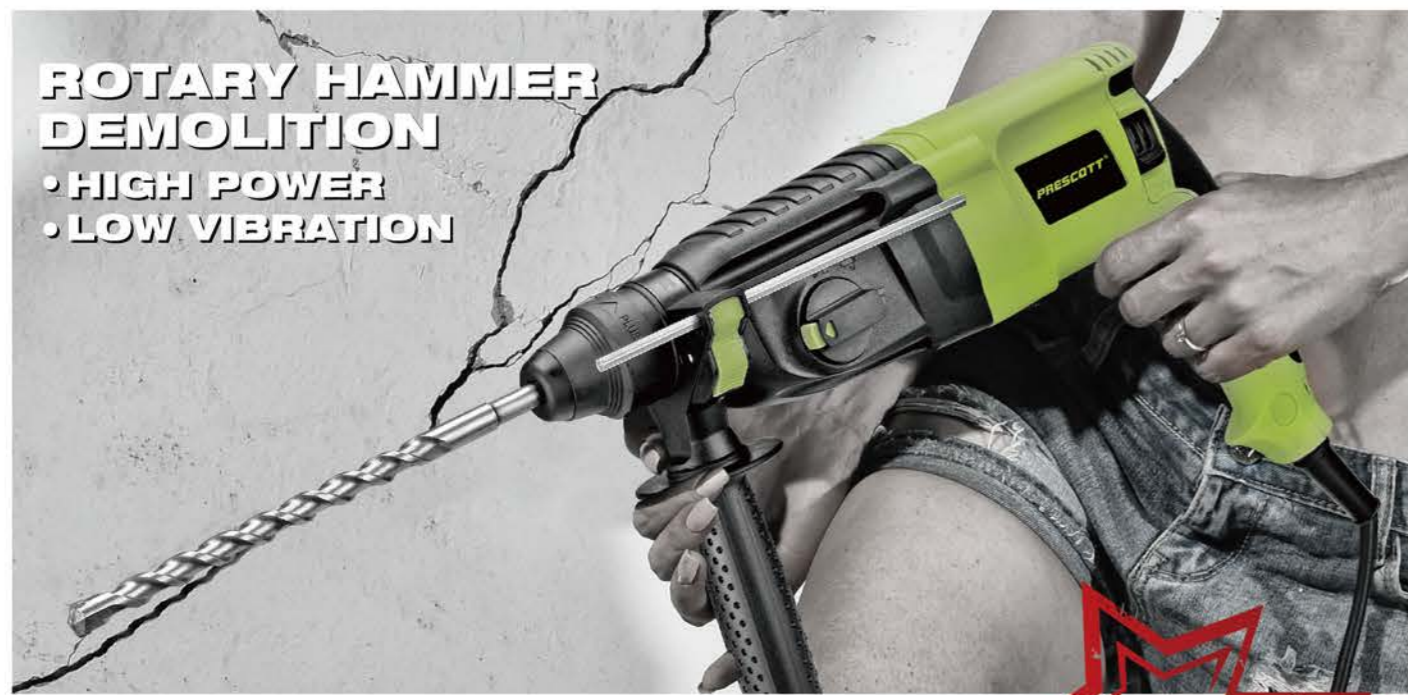
1pc  
Color Box

DESCRIPTION				
Model No.	Rated voltage	Drill capacity	No-load speed	Rated input power
PT2812001	220-240V~50/60Hz	Ø130mm	2000r/min	1600W
PT2823502	220-240V~50/60Hz	Ø235mm	700r/min	3800W



**ROTARY HAMMER DEMOLITION**

- HIGH POWER
- LOW VIBRATION



**ECONOMICAL**

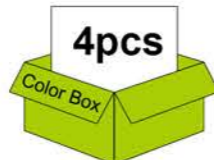
**PT0402607  
ROTARY HAMMER**

- Multi functions rotary hammer (drill, hammer, drill and hammer)
- Soft grip handle
- Reversible function
- Variable speed switch
- Self-lock function
- SDS plus chuck for easy bit installation and removal

Ergonomically designed soft grip provides more control and comfort while minimizing hand fatigue and pain



DESCRIPTION	
Input power:	750W
No-load speed:	0-1200r/min
Impact rate:	0-5200bpm
Max in steel:	13mm
Max in concrete:	26mm
Max in wood:	32mm
Chuck type:	SDS-PLUS



**PT0402602  
ROTARY HAMMER**



DESCRIPTION	
Input power:	850W
No-load speed:	0-1200r/min
Impact rate:	0-5200bpm
Max drilling dia. in:	Steel:13mm Concrete:26mm Wood:32mm

**PT0402610  
ROTARY HAMMER**



DESCRIPTION	
Input power:	850W
No-load speed:	850r/min
Impact rate:	3800bpm
Max drilling dia. in:	Steel:13mm Concrete:26mm Wood:32mm

**PT0403001  
ROTARY HAMMER**



DESCRIPTION	
Input power:	1100W
No-load speed:	1080r/min
Impact rate:	4600bpm
Max drilling dia. in:	Steel:13mm Concrete:30mm Wood:32mm

**PT0403602  
ROTARY HAMMER**



DESCRIPTION	
Input power:	1200W
No-load speed:	780r/min
Impact rate:	4300bpm
Impact force:	5.5J
Max drilling dia. in:	Steel:13mm Concrete:32mm Wood:42mm

**PT0504504  
DEMOLITION HAMMER**



DESCRIPTION	
Input power:	1200W
Impact rate:	2900bpm
Impact force:	12J

**PT0504505  
DEMOLITION HAMMER**



DESCRIPTION	
Input power:	1300W
Impact rate:	4200rpm
Impact force:	18J

**PT0504506  
DEMOLITION HAMMER**



**PT0504507  
DEMOLITION HAMMER**



DESCRIPTION				
Model No.	Input power	Impact rate	Impact energy	Chuck type
PT0504506	1500W	900-2100bpm	15-45J	SDS-MAX
PT0504507	1200W	4100bpm	12J	SDS-MAX

**PT0506502  
DEMOLITION HAMMER**

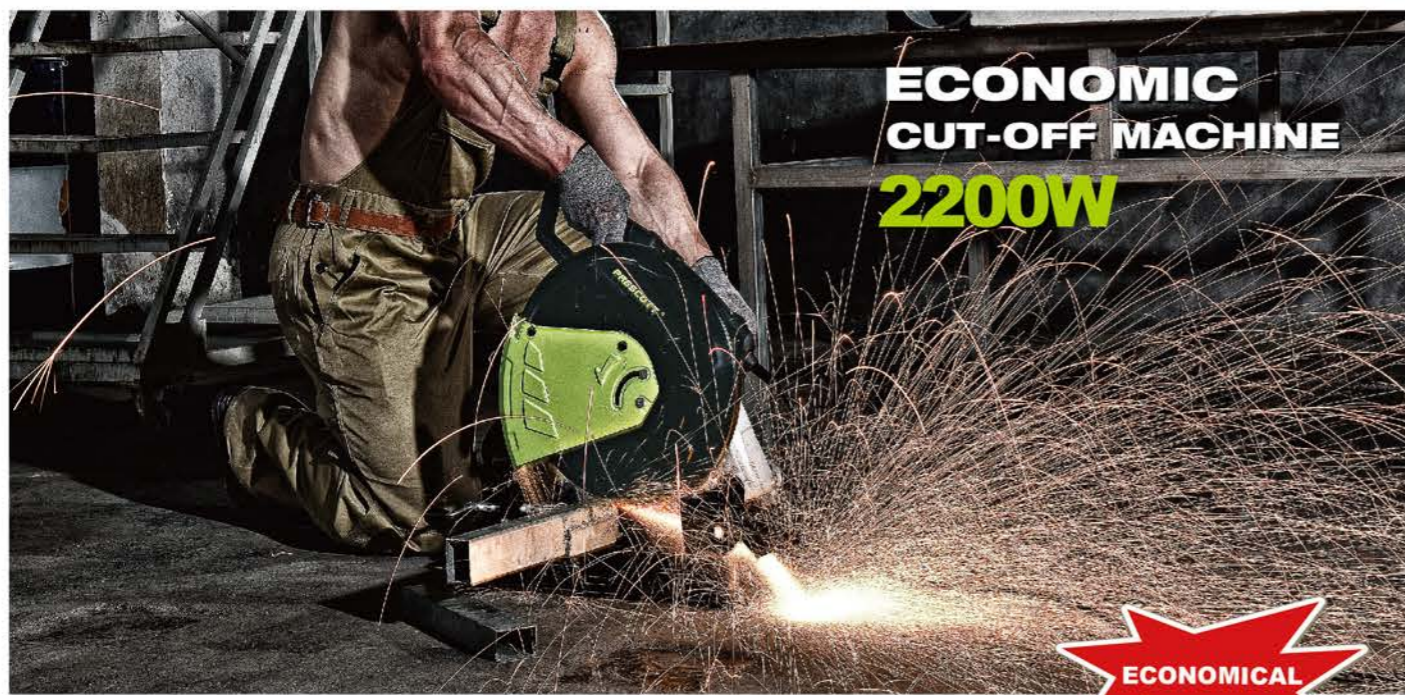


**PT0509501  
DEMOLITION HAMMER**



DESCRIPTION				
Model No.	Input power	Impact rate	Impact force	Chuck type
PT0506502	1500W	1850bpm	35J	30mm HEX
PT0509501	2100W	1850bpm	50J	30mm HEX





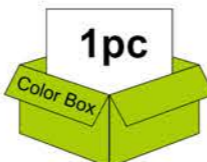
**PT0935509  
CUT-OFF MACHINE**

- Portable Cut-off machine
- 100% full copper wire
- Exquisite workmanship extends service life

2200W powerful motor

Carry handle for easy transport to job site

Quick-lock vise for fastening clamping different sizes



DESCRIPTION	
Input power:	2200W
No-load speed:	3900r/min
Blade size:	355mm(14")

**PT0935510  
CUT-OFF MACHINE**



Input power:	2600W
Blade size:	355mm(14")
No-load speed:	3900r/min



**PT0940003  
CUT-OFF MACHINE**




DESCRIPTION

Input power:	2200W
Blade size:	405x32x3mm
No-load speed:	2280r/min
Max. cutting capacity:	135x6mm in steel tube 100x10mm in angle iron 126x53mm in channel stell



**MITER SAW**



**PT0825401  
TABLE TOP  
MITER SAW**



DESCRIPTION	
Input power:	1800W
No-load speed:	5000rpm
Blade size:	254x30x2.6mm

Cutting capacity:	Miter 0x Bevel 0: 70x130mm
	Miter 0x Bevel 45: 48x130mm
	Left Miter 45x Bevel 0: 45x Bevel 0: 70x85mm
	Left Miter 45x Bevel 45: 45x Bevel 45: 48x38mm
	Right Miter 45x Bevel 0: 45x Bevel 0: 70x63mm
	Right Miter 45x Bevel 45: 45x Bevel 45: 48x80mm



**PT0825502  
SLIDING  
MITER SAW**



DESCRIPTION

Input power:	1800W
No-load speed:	6000r/min
Blade diameter:	255mm(10")
Max. cutting:	0°: 75x210mm
Capacity:	45°: 75x300mm



**PT0825508  
BELT MITER SAW**



DESCRIPTION	
Input power:	1800W
No-load speed:	5500r/min
Blade diameter:	255mmX60T
Angle capability:	Turntable: 0° ± 45° Head: 0° - 45°



**PT0830501  
SLIDING  
MITER SAW**



DESCRIPTION

Input power:	2000W
No-load speed:	4100r/min
Blade diameter:	305mm(12")
Press cutting:	0°-90° 65X305mm
Bevel cutting:	0°-45° 35X305mm
Miter cutting:	45°-90° 65X215mm
Compound cutting:	45°-45° 35X215mm







**PT0618505**  
**CIRCULAR SAW**

- Powerful Motor with good overload capacity
- Long life time carbon brush
- Angle adjust and cutting depth adjust
- 100% full copper wire
- Aluminium case, double insulation

Ergonomically designed handle  
Provides comfortable grip and more control  
while minimizing hand fatigue and pain

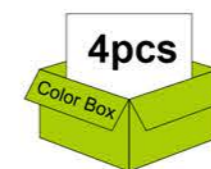
Rigid steel base  
provides smooth cutting because  
of toughness, bend resistance and  
lightweight



Level cut up to 45 degrees  
plate for adjust cutting angle

Comfortable replacing of the saw blade  
Screw can be loosened or tightened,  
by either hex wrench or hex socket wrench

DESCRIPTION	
Input power:	1400W
No-load speed:	6000r/min
Blade dia:	185mm
Depth of cut at 90°:	59mm
Depth of cut at 45°:	38mm
Blade bore:	20/25.4mm



**PT0623505**  
**CIRCULAR SAW**



DESCRIPTION	
Input power:	2400W
No-load speed:	4000r/min
Blade dia:	235mm
Depth of cut at 90°:	84x224mm
Depth of cut at 45°:	65x223mm
Blade bore:	25.4mm




**PT0711005**  
**MARBLE CUTTER**



DESCRIPTION	
Input power:	1280W
No-load speed:	12200r/min
Blade size:	110mm
Capacity:	32.5mm







**ECONOMIC  
ELECTRIC BLOWER  
400W**

**ECONOMICAL**

**PT2250003  
ELECTRIC BLOWER**

- Light body for long time use
- Speed control switch
- 100% full copper wire

Bump bumps increase frictional force, easy to hold

Light body for long time use

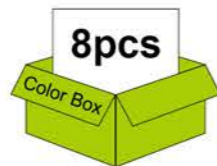


Optimized fan housing design, well-packed air suction effect

100% full copper wire

400 watt high power motor, powerful power

DESCRIPTION	
Input power:	400W
No-load speed:	15000r/min
Air volume	2.8m <sup>3</sup> /min



6pcs

DESCRIPTION	
Input power:	650W
No-load speed:	16000r/min
Air volume:	3.8m <sup>3</sup> /min

**PT2255001  
ELECTRIC BLOWER**



6pcs

DESCRIPTION	
Input power:	800W
No-load speed:	16000r/min
Air volume:	4.2m <sup>3</sup> /min

**PT2280001  
ELECTRIC BLOWER**



**WOOD WORKING  
SERIES**



**PT1608202 ELECTRIC PLANER**

DESCRIPTION	
Input power:	500W
No-load speed:	16000r/min
Planing depth:	82x1mm

6pcs



**ECONOMICAL**

8pcs

DESCRIPTION	
Input power:	450W
No-load speed:	0-3000r/min
Capacity:	Wood:55mm Steel:6mm Alu:15mm

**PT1205501  
JIG SAW**



8pcs

DESCRIPTION	
Input power:	800W
No-load speed:	0-3000r/min
Capacity:	Wood:100mm Steel:10mm Alu:20mm

**PT1210002  
JIG SAW**



5pcs

DESCRIPTION	
Input power:	800W
No-load speed:	0-2400r/min
Length of stroke:	18mm
Capacity:	Wood:65mm Steel:6mm

**PT1206503  
JIG SAW**



10pcs

DESCRIPTION	
Input power:	350W
No-load speed:	6000-13000r/min
Sanding pad:	125mm
Abrasive paper size:	125mm

**PT1512503  
RANDOM ORBIT SANDER**



16pcs

DESCRIPTION	
Input power:	260W
No-load speed:	13500r/min
Pad size:	110x100mm
Abrasive paper size:	114x140mm

**PT1511003  
PALM SANDER**



12pcs

DESCRIPTION	
Input power:	320W
No-load speed:	14000r/min
Pad size:	93x185mm(3-5/8"x7-1/4")
Abrasive paper size:	93x228mm(3-5/8"x9")

**PT1518502  
FINISHING SANDER**



**PT1701201**  
ROUTER



4pcs

DESCRIPTION	
Input power:	1500W
No-load speed:	22000r/min
Chuck size dia:	12.7mm(6.35mm.10mm)



1pc

DESCRIPTION	
Input power:	250W
No-load speed:	3000r/min
Wheel size:	150x25.4x12.7mm
Wheel thickness:	25mm 46# 60#

**PT1863502**  
TRIMMER



12pcs

DESCRIPTION	
Input power:	550W
No-load speed:	30000r/min
Chuck size:	6.35mm



1pc

DESCRIPTION	
Input power:	500W
No-load speed:	3000r/min
Wheel size:	200x25.4x12.7mm
Wheel thickness:	25mm 46# 60#

**PT1925003**  
HEAT GUN



10pcs

DESCRIPTION	
Input power:	2000W
Air Temperature:	I :350 C II :600 C
Air Flow:	I :300L/Min II :500L/Min



6pcs

DESCRIPTION	
Rated current:	9A
Rated firing speed:	≤20pcs/min
Staple spec.:	Type 600 18G L=15-25mm
Brad nail spec.:	Type F 18G L=15-32mm
Nail QTY:	100pcs

**DIE GRINDER**



**PT1302503** DIE GRINDER



10pcs

DESCRIPTION	
Input power:	600W
No-load speed:	30000r/min
Collect size:	6mm

**PT1316301** 163-PIECE MINI GRINDER ROTARY TOOL KIT



10pcs

DESCRIPTION	
Input power:	135W
No-load speed:	10000-32000r/min
Dia. of chuck:	0.8-3.2mm(1/8")

**PT2371501** PLASTIC PIPE WELDING MACHINE



5pcs

DESCRIPTION	
Input power:	750W + 750W
Sockets:	Ø20 Ø25 Ø32 Ø40 Ø50 Ø63
Thermoregulator:	0-300°C
Application:	PP-R, PB, PE, PE-X

**PT1418007**  
DRYWALL SANDER



4pcs

DESCRIPTION	
Input power:	810W
No-load speed:	500-2100r/min
Sanding pad:	180mm

**PT1422501**  
DRYWALL SANDER



1pc

DESCRIPTION	
Input power:	750W
No-load speed:	800-1700r/min
Pad size:	215mm
Paper size:	225mm
Length:	1200-1900mm



**PT0204616**  
ELECTRIC IMPACT WRENCH



6pcs

DESCRIPTION	
Input power:	300W
No-load speed:	1900r/min
Collect chuck size:	12.7mm
Max torque:	200N.M
Capacity:	M10-M16

**PT2740001**  
ELECTRIC SPRAY GUN



4pcs

DESCRIPTION	
Input power:	400W
Nozzle size:	Ø2.0/2.5/3.0mm
Max. viscosity:	70DIN-S
Flow rate:	800ml/min
Container capacity:	900ml

**PT2750002**  
ELECTRIC SPRAY GUN



4pcs

DESCRIPTION	
Input power:	100W
Nozzle size:	Ø0.8mm
Max. viscosity:	50DIN-S
Max.spraying pressure:	140Bar
Flow rate:	300ml/min
Container capacity:	700ml

**PT2750001**  
ELECTRIC SPRAY GUN

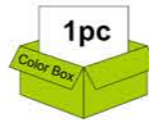


4pcs

DESCRIPTION	
Input power:	500W
Nozzle size:	Ø2.5mm
Max. viscosity:	60DIN-S
Max.spraying pressure:	0.1-0.2Bar
Flow rate:	800ml/min
Container capacity:	700ml
Standard hose length:	1.8M



**PT5125402**  
**TABLE SAW**

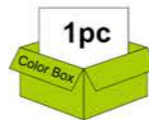


- working stability, High cutting performance
- Self-Aligning Rip Fence for accurate measurements
- Strong protection system helps to inhibit swing in the process of cutting
- Suitable for lasting operation in a variety of applications
- Heavy-duty steel stand for fast setup and easy transport



DESCRIPTION	
Input power:	1800W
Saw blade speed:	4500r/min
Max. cutting depth(90°):	85mm
Saw max. cutting depth(45°):	65mm
Saw working table size:	645x490mm
Blade diameter:	254*25.4*1.6*2.4mm*60T
Blade tilting range:	0-45°
Left/right extension table size:	645x535mm
Operating height:	830mm
Packed:	color box

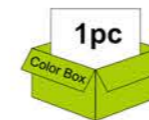
**PT5033001**  
**13" THICKNESS PLANER**



DESCRIPTION	
Input power:	2000W
Knife shaft speed:	8000r/min
Feeding Speed:	6m/min
Max planing width:	330mm
Range of planing depth:	0-3mm
Planing height:	6-160mm
Working table size:	330x290mm
Exterior size:	525x696x480mm
No. of blade:	2 HSS

**PT5212001/PT5215001**  
**BENCH PLANER**

**PLANER**  
**SAW**  
**DRILL**



DESCRIPTION										
Model No.	Power of motor	Max planing width	Planing depth	Saw Max. cutting Depth	Max blade	Mainshaft speed	Planing knife width	Planing table width	Table length	Table width
PT5212001	1300W	120mm	0.8mm	80mm	203mm(8")	3800r/min	120mm	165mm	570mm	250mm
PT5215001	1500W	150mm	0.8mm	80mm	230mm(9")	3800r/min	150mm	195mm	700mm	300mm

**PT2602301**  
**MAGNETIC DRILL**



DESCRIPTION			
Input power:	1600W	Twist capacity:	5-28mm
No-load speed:	300r/min	Spindle holder:	MT3
Max travel:	180mm	Magnetic adhesion:	13500N

**PT2901001**  
**ELECTRIC HOIST**



DESCRIPTION			
Input power:	1600W	Lifting height:	12/6m
Rated capacity:	500/1000KG	Lifting speed:	8/4m/min
Work rate:	S3-20% 10min		



### PAC0101801 AIR COMPRESSOR



DESCRIPTION	
Ampere:	15A
Power:	180W
Max pressure:	150PSI
Air flow:	35L/min
Wire:	3m
Hose:	1m rubber hose

### PAD10L AIR COMPRESSOR



DESCRIPTION					
Model No.	Input power	Tank volume	Speed	Air pressure	
PAD10L	0.8KW/1HP	10L/2.3Gal	2850r/min	Max.8bar/115psi	
PAD2402L	1.5KW/2HP	24L/6.3Gal	2850r/min	Max.8bar/115psi	

### PAD2402L AIR COMPRESSOR



### PAD50L AIR COMPRESSOR



DESCRIPTION				
Model NO.	Input power	Tank volume	Speed	Air pressure
PAD50L	1.8KW/2.5HP	50L/13.2Gal	2850r/min	Max.8bar/115psi
PAS2402L	0.75KW/1HP	24L/6.3Gal	1400r/min	Max.8bar/115psi
PAS5003L	1.5KW/2HP	50L/13.2Gal	2850r/min	Max.8bar/115psi

### PAS2402L SILENT AIR COMPRESSOR



### PAS5003L SILENT AIR COMPRESSOR



### PAS100L SILENT AIR COMPRESSOR



DESCRIPTION				
Model NO.	Input power	Tank volume	Speed	Air pressure
PAS100L	0.55KWx4	100L/26.4Gal	1450r/min	Max.8bar/115psi
PAB100Z/PAB150Z/PAB200Z	2.2KW/3HP	100L/26.4Gal 150L/39.6Gal 200L/52.8Gal	2850r/min	Max.8bar/115psi
PAB300W	7.5KW/10HP	300L/79.2Gal	2900r/min	Max.8bar/115psi

### PAB100Z/PAB150Z/PAB200Z BELT DRIVING AIR COMPRESSOR



### PAB300W BELT DRIVING AIR COMPRESSOR



### PAB500W BELT DRIVING AIR COMPRESSOR



### PGA100L ENGINE AIR COMPRESSOR



### PGA200L ENGINE AIR COMPRESSOR



DESCRIPTION					
Model NO.	Input power	Tank volume	Speed	Air pressure	Air tank size
PAB500W	7.5KW/10HP	500L/132Gal	860r/min	Max.8bar/115psi	/
PGA100L	6.5HP	100L	/	Max.8bar/116psi	/
PGA200L	6.5HP	200L	/	Max.8bar/116psi	400X1180

### PAT0325401 PNEUMATIC IMPACT WRENCH



### PAT0325402 PNEUMATIC IMPACT WRENCH



DESCRIPTION							
Model NO.	Rated no load speed	Capacity bolt dia	Air pressure	Air Inlet	Anvil length	Maximum torque	Square drive
PAT0325401	4200r.p.m	41mm	8-12KG	1/2"	8"	2180N-m	1"
PAT0325402	3300r.p.m	50mm	8-12KG	1/2"	8"	3800N-m	1"



DESCRIPTION	
Working pressure:	0.4-0.8Mpa
Applicable length:	10-30mm
Staple capacity:	100pcs
Joint pipe:	8mm



DESCRIPTION	
Working pressure:	0.4-0.8Mpa
Applicable length:	20-50mm
Staple capacity:	100pcs
Joint pipe:	8mm



DESCRIPTION	
Working pressure:	0.4-0.8Mpa
Applicable length:	10-20mm
Staple capacity:	100pcs
Joint pipe:	8mm



DESCRIPTION	
Working pressure:	0.4-0.8Mpa
Applicable length:	10-20mm
Staple capacity:	100pcs
Joint pipe:	8mm



DESCRIPTION	
Working pressure:	0.5-0.8Mpa
Applicable length:	18-64mm
Staple capacity:	80pcs
Joint pipe:	8mm



DESCRIPTION	
Air pressure:	6.3bar/90psi
Speed:	7500rpm
Max. torque:	850N.M
Mechanism:	1/2" twin hammer



**PAT01F75S**  
SPRAY GUN



20pcs

DESCRIPTION	
Fluid nozzle:	1.5mm
Air pressure:	3.5Bar(50PSI)
Capacity of cup:	750ml
Air inlet:	G1/4
Surface treatment:	polished

**PAT01F75G**  
SPRAY GUN



20pcs

DESCRIPTION	
Fluid nozzle:	1.5mm
Air pressure:	3.5Bar(50PSI)
Capacity of cup:	400ml
Air inlet:	G1/4
Surface treatment:	polished

**PAT01W71G**  
SPRAY GUN



20pcs

DESCRIPTION	
Fluid nozzle:	1.5mm
Air pressure:	3.5Bar(50PSI)
Capacity of cup:	400ml
Air inlet:	G1/4
Surface treatment:	polished

# WELDING MACHINE



**ECO-200** MMA WELDING MACHINE SINGLE BOARD

**ECO-250** MMA WELDING MACHINE SINGLE BOARD

**ECO-300** MMA WELDING MACHINE SINGLE BOARD



1pc



1pc



1pc

DESCRIPTION				
Model No.	Rated input power	Output current range	Duty cycle	Electrode dia.
ECO-200	8.7KW	30-200 A	45%	1.6-3.2mm
ECO-250	9.4KW	30-250 A	45%	1.6-4.0mm
ECO-300	10.6KW	30-300 A	45%	1.6-5.0mm

**MMA-200** INVERTER MMA WELDING MACHINE (3BOARD)



1pc

**MMA-250** INVERTER MMA WELDING MACHINE (3BOARD)



1pc

**MMA-300** INVERTER MMA WELDING MACHINE (3BOARD)



1pc

DESCRIPTION				
Model NO.	Rated input power	Output current range	Duty cycle	Electrode dia.
MMA-200	8.7KW	30-200 A	80%	1.6-4.0mm
MMA-250	9.4KW	30-250 A	80%	1.6-5.0mm
MMA-300	10.6KW	30-300 A	80%	1.6-5.0mm

**TIG/MMA-200**  
**TIG/MMA-250**  
WELDING MACHINE

**MIG/MMA-200** WELDING MACHINE  
With Lift-TIG Function

**MIG/MMA-250** WELDING MACHINE



1pc



1pc



1pc

DESCRIPTION						
Model No.	Rated input power	Output current range	Duty cycle	Electrode dia.	TIG thickness	MIG wire diameter
TIG/MMA-200	8.7KW	TIG:20-200A MMA:30-200A	60%-80%	1.6-4.0mm	0.5-8.0mm	
TIG/MMA-250	11KW	TIG:20-250A MMA:30-250A	60%-80%	1.6-5.0mm	0.5-10.0mm	
MIG/MMA-200	5.7KW	20-200A	60%	1.6-4.0mm		0.6-0.9mm
MIG/MMA-250	8.4KW	20-250A	60%	1.6-6.0mm		0.6-1.0mm

**TIG-200P AC/DC 230V**  
**TIG-250P AC/DC 230V**  
WELDING MACHINE



**TIG-315P AC/DC 380V**  
**TIG-400P AC/DC 380V**  
WELDING MACHINE



DESCRIPTION					
Model NO.	Rated input power	Output current range	Duty cycle	TIG Welding Thickness	Electrode dia.
TIG-200P AC/DC	2.3KW	TIG: 20-200 A MMA: 30-200A	60%	0.5-8.0mm	1.6-4.0mm
TIG-250P AC/DC	2.3KW	TIG: 10-250 A MMA: 30-250A	60%	0.5-10mm	1.6-5.0mm
TIG-315P AC/DC	3.8KW	TIG: 10-315 A MMA: 30-315A	60%	0.5-15mm	1.6-5.0mm
TIG-400P AC/DC	3.8KW	TIG: 10-400 A MMA: 30-400A	60%	0.5-20mm	1.6-5.0mm



**MIG/MMA-200S MIG/MMA-250S**  
**WELDING MACHINE**



DESCRIPTION	MIG/MMA-200S	MIG/MMA-250S
Model No.	MIG/MMA-200S	MIG/MMA-250S
Rated input power:	5.7KW	7.3KW
Output current range:	20-200 A	20-250 A
Duty cycle:	80%	80%
Electrode dia.:	1.6-4.0mm	1.6-5.0mm

**MIG/MMA-315F MIG/MMA-350F** **WELDING MACHINE**

380V 3Phase



**CUT-40 / CUT-60** **AIR PLASMA CUTTER**



DESCRIPTION	Model NO.	Rated input power	Output current range	Duty cycle	Electrode dia.
	MIG/MMA-315F	12KW	20-315 A	60%	0.6-1.2mm
	MIG/MMA-350F	14KW	20-350 A	60%	0.6-1.2mm
	CUT-40	4.8KW	10-40 A	60%	12MM (Max Cutting Thickness)
	CUT-60	7.9KW	10-60 A	60%	20MM (Max Cutting Thickness)

**BX1-400** **WELDING MACHINE**



**BX1-500** **WELDING MACHINE**



**BX1-630** **WELDING MACHINE**



DESCRIPTION	Model NO.	Rated input power	Output current range	Duty cycle	Electrode dia.
	BX1-400	33.4KW	30-400 A	35%	1.6-6.0mm
	BX1-500	41.4KW	30-500 A	35%	1.6-6.0mm
	BX1-630	52.5KW	30-630 A	35%	1.6-8.0mm

**BX10-250 / BX10-300**  
**WELDING MACHINE**



DESCRIPTION	Model No.	BX10-250	BX10-300
Rated input power:		15KW	18KW
Output current range:		30-250 A	30-300 A
Duty cycle:		35%	35%
Electrode dia.:		1.6-4.0mm	1.6-5.0mm

**CB-10P / CB-15P** **BATTERY CHARGE**



**CB-20P / CB-30P** **BATTERY CHARGE**



**CB-40P / CB-50P** **BATTERY CHARGE**



DESCRIPTION	Model NO.	Charging voltage	Rated output current	Effective output current	Insulation grade
	CB-10P	12/24V DC	4.5/6A	4.5/5A	H
	CB-15P	12/24V DC	4.5/6A	4.5/5A	H
	CB-20P	12/24V DC	7/13A	9/15A	H
	CB-30P	12/24V DC	7/13A	9/15A	H
	CB-40P	12/24V DC	20/25A	24/28A	H
	CB-50P	12/24V DC	20/25A	24/28A	H

**CD-430P** **BATTERY CHARGE**



**CD-530P** **BATTERY CHARGE**



**CD-630** **BATTERY CHARGE**



DESCRIPTION	Model NO.	Charging voltage	Rated output current	Effective output current	Insulation grade
	CD-430P	12/24V DC	40A	40A	H
	CD-530P	12/24V DC	45A	45A	H
	CD-630	12/24V DC	52A	55A	H



**PG0308001** GASOLINE GENERATOR



**PG0312002** GASOLINE GENERATOR



**PG0330002** GASOLINE GENERATOR



Model No.	Max./Rated AC output	Rated/Max speed	Engine type	Oil/Fuel ratio	Tank
PG0308001	0.8KW/0.65KW	3000rpm/3600rpm	2 Stroke Air cooled	1:30	4L
PG0312002	1.0KW/0.9KW	3000rpm/3600rpm	4 Stroke OHV Air cooled		6L
PG0330002	2.8KW/2.5KW	3000rpm/3600rpm	4 Stroke OHV Air cooled		15L

**PG0330003** GASOLINE GENERATOR



**PG0335001E** GASOLINE GENERATOR



Battery 12V7A

**PG0335002E** GASOLINE GENERATOR



Battery 12V7A

Model No.	Max./Rated AC output	Rated/Max speed	Engine type	DC output	Tank
PG0330003	2.8KW/2.5KW	3000rpm/3600rpm	4 Stroke OHV Air cooled	12V-8.3A	15L
PG0335001E	3.0KW/2.8KW	3000rpm/3600rpm	4 Stroke OHV Air cooled	12V-8.3A	15L
PG0335002E	3.0KW/2.8KW	3000rpm/3600rpm	4 Stroke OHV Air cooled	12V-8.3A	15L

**PG0355001E** GASOLINE GENERATOR



Battery 12V/12A

**PG0365001E** GASOLINE GENERATOR



Battery 12V/12A

**PG0370001E** GASOLINE GENERATOR



Battery 12V/12A

Model No.	Max./Rated AC output	Rated/Max speed	Engine type	DC output	Start system	Tank
PG0355001E	5.5KW/5.0KW	3000rpm/3600rpm	4 Stroke OHV Air cooled	12V-8.3A	Electric	25L
PG0365001E	6.5KW/6.0KW	3000rpm/3600rpm	4 Stroke OHV Air cooled	12V-8.3A	Electric	25L
PG0370001E	7.5KW/7.0KW	3000rpm/3600rpm	4 Stroke OHV Air cooled	12V-8.3A	Electric	25L

**PG033002D** DIESEL GENERATOR



**PG035001DE** DIESEL GENERATOR



Battery 12V/30A

**PG1050001EW** GASOLINE GENERATOR WELDER



Battery 12V/12A

Model No.	Max./Rated AC output	Rated/Max speed	Engine type	DC output	Start system	Tank
PG033002D	3.3KVA/3.0KVA	3000rpm/3600rpm	S178F(7.0HP diesel engine)	12V-8.3A	/	12.5L
PG035001DE	5.5KVA/5.0KVA	3000rpm/3600rpm	S186FA(E) (10HP diesel engine)	12V-8.3A	Electric	12.5L
PG1050001EW	4.5KW/4.0KW	3000rpm/3600rpm	4 Stroke OHV Air cooled	12V-8.3A	Electric	25L

**P6500DEW** DIESEL WELDING GENERATOR



Battery 12V/30A

**PG035002DES** SILENT DIESEL GENERATOR



Battery 12V/30A

**PG0310002DSE3** SUPER SILENT DIESEL GENERATOR



Battery 12V36A

Model No.	Max./Rated AC output	Rated welding output	Welding voltage/DC output	Engine type	Fated speed	Tank
P6500DEW	2.5KVA	5.0KVA	25-30V	S186FA(E)(10HP diesel engine)	3000rpm/3600rpm	12.5L
PG035002DES	5.5KVA/5.0KVA		12V-8.3A	S186FAE(10HP diesel engine)	3000rpm/3600rpm	20.0L
PG0310002DSE3	10.5KVA/10KVA		12V-8.3A			16.0L

**PG031501DSE3** DIESEL AIR COOLER GENERATOR



Battery 12V/60A

ENGINE MODEL 4-cylinder,4-stroke

**PG0330000DSE** 30KW SILENT TYPE GENERATOR



Battery 0.8V/54A

ENGINE MODEL 4-cylinder,4-stroke

Model No.	Max./Rated AC output	Rated rotation speed	Type of cooling	Engine displacement	Fuel tank capacity	Starting system
PG0315000DSE3	16.5KW/15KW	1500/1800rpm	Water cooled	2.54L	100L	Electric start
PG0330000DSE	32KW/30KW	1500rpm	Water cooled	2.534L	200L	Electric start

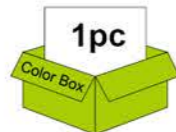
- Equipped with 45°C Radiator
- Equipped with 24V DC Start motor



**PG1103002**

**DRY AND WET VACUUM CLEANER**

- Small tank
- Stainless steel, not easy to break
- Lighter to use



**DESCRIPTION**

Rated power:	2000W IPx4
Wind volume:	2.4m³/min
Vacuity:	≥17kpa
Capacity:	30L steel tank



**PG1112003**

**DRY AND WET VACUUM CLEANER**



**DESCRIPTION**

Rated power:	1200W
Suction power:	200W
Capacity:	2L
Cord length:	5m



**PG1101501**

**DRY AND WET VACUUM CLEANER**



**DESCRIPTION**

Rated power:	1000W
Hose Length:	1.5m
Vacuity:	≥17kpa
Capacity:	15L



**PG1105002**

**DRY AND WET VACUUM CLEANER**



**DESCRIPTION**

Rated power:	2200W IPX4
Wind volume:	2.4m³/min
Vacuity:	≥19kpa
Capacity:	50L steel tank



**PG1101002**

**DRY AND WET VACUUM CLEANER**



**DESCRIPTION**

Rated power:	3000W
Wind volume:	2.4m³/min
Vacuity:	≥20kpa
Capacity:	100L steel tank



**P-JW13**

**HIGH PRESSURE WASHER**



**P-JW17**

**HIGH PRESSURE WASHER**



**DESCRIPTION**

Model No.	Motor type	Input power	Flow rate	Work pressure	Hose length	Auto stop	Self-suction function	Detergent tank capacity
P-JW13	Induction Motor	1400W	6.5L/min	60Bar	8m	Yes	Yes	0.5L/min
P-JW17	Induction Motor	1000W	5.5L/min	40Bar	5m	Yes	Yes	0.5L/min


**P-JW14**

**HIGH PRESSURE WASHER**



**P-JW19**

**HIGH PRESSURE WASHER**



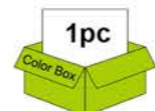
- Easy to operate
- Can work continuously for 100 hours
- In line with European safety standards

**DESCRIPTION**

Model No.	P-JW14	P-JW19
Motor type:	Series Motor	Series Motor
Input power:	1400W	1800W
Flow rate:	5.5L/min	5.5L/min
Pressure:	Work:70Bar Max.:105Bar	Work:90Bar Max.:135Bar
Hose length:	5m	5m
Auto stop:	Yes	Yes
Self-suction function:	Yes	Yes
Detergent tank capacity:	0.5L	0.5L

**P-JW16 HIGH PRESSURE WASHER**

**P-JW20 HIGH PRESSURE WASHER**



**DESCRIPTION**

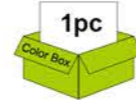
Model No:	P-JW16	P-JW20
Motor type:	Induction Motor	Induction Motor
Input power:	1800W	3200W
Flow rate:	5.8L/min	7.5L/min
Pressure:	Work:110Bar Max.:165Bar	Work:150Bar Max.:225Bar
Hose length:	5m	5m
Auto stop:	Yes	Yes
Self-suction function:	Yes	Yes
Detergent tank capacity:	1.44L	1.44L







**PG0832001**  
GASOLINE HIGH PRESSURE WASHER



**DESCRIPTION**

Motor type:	Copy honda engine GX200/6.5hp	Water flow:	756L/H
Power:	6.5HP	Driving:	Manual push
Max pressure:	220Bar 3200psi	Starting system:	Recoil starter

**PG0937503** ELECTRIC WATER PUMP



**DESCRIPTION**

Power:	370W/0.5HP
No-load speed:	2850min <sup>-1</sup>
Max flow:	26L/min
Max.head:	20m
Max.suction:	8m

**PG091500WQ** SEWAGE SUBMERSIBLE PUMP



**DESCRIPTION**

Power:	1500W/2HP
Max flow:	15L/min
Max.head:	10m
Max.suction:	8m
Outlet:	1"

**PG09750JP** JET SELF-PRIMING PUMPS



**DESCRIPTION**

Power:	750W/1HP
Max flow:	50L/min
Max.head:	50m
Max.suction:	9m
Outlet:	1"

**PG0907501W** SEWAGE SUBMERSIBLE PUMP



**DESCRIPTION**

Power:	750W/1HP
Max flow:	10L/min
Max.head:	10m
Max.suction:	7m
Outlet:	1"

**PG09375AP** PERIPHERAL SELF-PRIMING PUMPS



**DESCRIPTION**

Power:	370W/0.5HP
Max flow:	30L/min
Max.head:	27m
Max.suction:	8m
Outlet:	1"

**PG0907501Q** SEWAGE SUBMERSIBLE PUMP



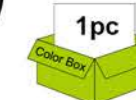
**DESCRIPTION**

Power:	750W/1HP
Max flow:	1.5L/min
Max.head:	32m
Max.suction:	7m
Outlet:	1"

**PG0616803 / PG0617003 / PG0617703**  
GASOLINE WATER PUMP

**DESCRIPTION**

Model No.	PG0616803	PG0617003	PG0617703
Suction discharge port dia.:	50mm(2")	80mm(3")	100mm(4")
Max Output:	6.5HP/3600rpm	7.0HP/3600rpm	13HP/3600rpm
Displacement:	196CC	208CC	389CC
Starting System:	recoil starter	recoil starter	recoil starter
Max.Suction/Cont.Head:	8M/25M	8M/30M	7M/30M
Cont Capacity:	28m <sup>3</sup> /H	60m <sup>3</sup> /H	85m <sup>3</sup> /H



**GASOLINE LAWN MACHINE**



**PG0403202** ELECTRIC LAWN MACHINE



**DESCRIPTION**

Rated power:	1000W
Max cutting Length:	320mm
No-load Speed:	3100r/min
Grass Bag capacity:	30L
Cutting height:	3 setting(25/45/60mm)

**PG0322002** ELECTRIC GRASS TRIMMER



**DESCRIPTION**

Input power:	250W
No-load speed:	13000rpm
Max cutting length:	200mm
Nylonline:	Ø1.2mmx6m

**PG0946001** GASOLINE LAWN MACHINE



**DESCRIPTION**

Rated power:	4.0HP/3600rpm
Fuel tank capacity:	1500ml
Cutting width:	18"(460mm)
Cutting height:	25-75mm

**PG0951001** GASOLINE LAWN MACHINE



**DESCRIPTION**

Rated power:	6.5HP/3600rpm
Fuel tank capacity:	1500ml
Cutting width:	20"(510mm)
Cutting height:	20-75mm

**PG0105202** GASOLINE BRUSH CUTTER

**2-Stroke 3000rpm 1200ml 1:30**

**DESCRIPTION**

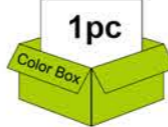
Model No.	PG0105202
Displacement:	52CC
Rated power:	1.6KW 7500r/min
Engine:	1E44F
Blade:	Metal blade or nylon cutter





### P-3328 GASOLINE BRUSH CUTTER

- Backpack type make it more easy to work
- 2 stroke machine with much bigger power
- Bigger capacity of tank



DESCRIPTION	
Displacement:	32CC
Rated power:	0.81KW 6500r/min
Fuel tank capacity:	1200ml
Oil/Fuel Ratio:	1:30
Engine:	1E36F
Engine Type:	2Stroke
Engine package dimension:	1pc/ctn 29x28x41cm
Shaft package dimension:	1pc/ctn

### PT1140503 ELECTRIC CHAIN SAW



DESCRIPTION	
Input power:	1800W
No-load speed:	480r/min
Skid length:	16"(405mm)

### 2-Stroke 3000rpm 1:25

### PG0205203 PG0205802 PG0208501

#### GASOLINE CHAIN SAW



DESCRIPTION						
Model No.	Displacement	Rated power	Loadling speed	Fuel tank capacity	Oil Tank Capacity	Bar length
PG0205203	52CC	2.2KW/3HP	3000-7500r/min	550ml	260ml	18"
PG0205802	58CC	2.4KW/3.3HP	3000-8500r/min	550ml	260ml	22" 24"
PG0208501	85CC	3.5KW	3000-10500r/min	600ml	260ml	36"

### PG0322501 GASOLINE HEDGE TRIMMER



DESCRIPTION	
Engine:	1E32F
Displacement:	22.5CC
Rated power:	0.65KW 7500r/min
Idling speed:	3000r/min
Bore&Stroke:	32x38mm
Oil/Fuel Ratio:	1:30
Blade length:	600mm

### PCM01200F1 CONCRETE VIBRATOR



DESCRIPTION	
Engine:	200F 6.5HP 196CC
Amplitude:	1.2mm
Frequency:	9800-12000Hz
Diameter:	48mm
Start type:	Head recoil start

### 35-4M / 35-6M / 50-6M

#### VIBRATING ROD



DESCRIPTION			
Model No.:	35-4M	35-6M	50-6M
Rod diameter:	35mm	35mm	50mm
Length:	4m	6m	6m
Hose Diameter:	35mm	35mm	50mm
Hose shaft diameter:	12mm	12mm	12mm
Rod length:	400mm	400mm	400mm

### PCM0375160 / PCM0375149 TAMPING RAMMER



DESCRIPTION		
Model:	PCM0375160	PCM0375149
Engine type:	160CC Honda,GX160	149CC LONCIN
Power:	5.5HP/4.0KW	4.0HP/3.0KW
Bottom plate size:	300x280mm	300x280mm
Impact frequency:	600-700rpm	640-680rpm
Jump stroke:	55-85mm	55-85mm
Impact force:	14KN	14KN
Tank:	2.8L	2.8L



### PCM0440001 ROAD CUTTING MACHINE



DESCRIPTION			
Engine:	Loncin390	Start system:	Recoil
Rated power:	13HP/9.6KW	Depth adjust:	Handle rotation
Speed:	2500-3100rpm	Driving:	Manual push
Cutting deep:	17cm	Blade diameter:	Ø450x50mm
Water tank volume:	35L		



### PCM0508001 / PCM0510001 GRINDING MACHINE



DESCRIPTION		
Model No.:	PCM0508001	PCM0510001
Engine:	HONDA ENGINE GX160	HONDA ENGINE GX160
Rated power:	5.5HP/4.0KW	5.5HP/4.0KW
Working capacity:	80CM	100CM
Working speed:	60-130RPM	60-130RPM
Start system:	Recoil	Recoil
Blade:	4pcs	4pcs
Blade size:	35x15x0.2cm	35x15x0.2cm

### PG0504151 MIST DUSTER



DESCRIPTION	
Engine:	1E40FP-3Z 41.5CC
Rated power:	2.13KW
Idling speed:	3000±200RPM
Tank volume:	1.3L
Medicine-Tank volume:	20L
Start system:	recoil
Driving:	Manual Push




# PRESCOTT®



# HAND TOOLS

As one of the largest and most innovative power tool manufacturers in the world, **PRESCOTT** are dedicated to delivering outstanding performance and reliability.







**HAND TOOLS**

**COMBINATION PLIER**

- Drop forged Chrome vanadium steel
- Black finish and polish
- Bi-color plastic handle
- PP card



Product name	Size	PCS
PHPC107	7"/180mm	60
PHPC108	8"/200mm	60

**DIAGONAL CUTTING PLIER**

- Drop forged Chrome vanadium steel
- Black finish and polish
- Bi-color plastic handle
- PP card



Product name	Size	PCS
PHPD106	6"/160mm	60

**LONG NOSE PLIER**

- Drop forged Chrome vanadium steel
- Black finish and polish
- Bi-color plastic handle
- PP card



Product name	Size	PCS
PHPL106	6"/160mm	60

**D4 TYPE GROOVE JOINT PLIER**

- Drop forged carbon steel
- Black finish and polish
- Bi-color dipped handle
- Slide card
- Multi-speed adjustable



Product name	Size	PCS
PHPG110	10"/250mm	36

**BOLT CUTTER**

- Carbon steel blade
- Polished finish



Product name	Size	PCS
PHPBB14	14"/350mm	20
PHPBB18	18"/450mm	20
PHPBB24	24"/600mm	10
PHPBB30	30"/750mm	5
PHPBB36	36"/900mm	5

**ADJUSTABLE PIPE WRENCH**

- Mobile jaw drop-forged with carbon-steel
- Heavy duty die casting body
- Dipped handle



Product name	Size	PCS
PHPAA10	10"/250mm	48
PHPAA12	12"/300mm	36
PHPAA14	14"/350mm	24
PHPAA18	18"/450mm	16
PHPAA24	24"/600mm	10
PHPAA36	36"/900mm	6

**TINMAN'S SNIP**

- Drop forged carbon steel
- Dipped handle
- Slide card/Plastic hanger+color sticker



Product name	Size	PCS
PHCGA10	10"/250mm	36
PHCGA12	12"/300mm	36
PHCUA10	10"/250mm	48
PHCUA12	12"/300mm	36

**AVIATION SNIP (STRAIGHT)**

- Drop forged Chrome vanadium steel
- Bi-color plastic handle
- Slide card
- Original finish



Product name	Size	PCS
PHCAA02	10"(S)/250mm	60

**END CUTTING PINCER**

- Drop forged carbon steel
- Black finish and polish
- Dipped handle
- Plastic hanger+color sticker



Product name	Size	PCS
PHPE207	7"/180mm	60

**BYPASS PRUNER**

- 65MN steel
- Blade surface: polished
- Handle: aluminum alloy hand with pvc coating
- Slide card



Product name	Size	PCS
PHCP201	8"/200mm	60

**HEDGE SHEARS**

- 65MN steel
- Electrophoresis
- Bi-color plastic handle



Product name	Size	PCS
PHCP321	21"/540mm	24

**LOPPER SHEARS**

- 65MN steel
- Electrophoresis
- Bi-color plastic handle



Product name	Size	PCS
PHCL126	26"/660mm	12

**FOLDABLE SAW**

- 7TPI 65MN blade
- With bi-color plastic handle
- Slide card



Product name	Size	PCS
PHCF101	7"/180mm	60

**PRUNING SAW**

- 7TPI 65MN blade
- With bi-color plastic handle
- Slide card



Product name	Size	PCS
PHCP101	12"/300mm	36

**18MM CUTTER WITH SINGLE BLADE**

- ABS case
- Slide card
- Color box



Product name	Size	PCS
PHCS801	1 Blade	144

**18MM CUTTER WITH 5PCS BLADES**

- ABS case+ TPR
- Slide card
- Color box
- With 5Pcs blades



Product name	Size	PCS
PHCS805	5 Blade	144

**9 PCS LONG HEX KEY SET**

- CR-V + plastic holder
- Heat treated, chrome plated
- Double blister



Product name	Size	PCS
PHWH201	1.5-2.0-2.5-3.0-4.0-5.0-6.0-8.0-10mm	36

**9 PCS LONG HEX KEY SET WITH BALL END**

- CR-V + plastic holder
- Heat treated, chrome plated
- Double blister



Product name	Size	PCS
PHWB201	1.5-2.0-2.5-3.0-4.0-5.0-6.0-8.0-10mm	36

**9 PCS LONG TORX KEY SET**

- CR-V + plastic holder
- Heat treated, chrome plated
- Double blister




Product name	Size	PCS
PHWT201	T10-T15-T20-T25-T27-T30-T40-T45-T50	36

**7PCS RATCHET COMBINATION SPANNER**

- Drop forged carbon steel
- Polishing + sandblasting
- Plastic holder



Product name	Size	PCS
PHWR107	8-10-12-13-14-17-19mm	12



**HAND TOOLS**



### 8PCS COMBINATION SPANNER SET

- Drop forged carbon steel
- Mirror finish
- Plastic holder



Product name	Size	PCS
PHWC108	6-8-10-12-14-15-17-19mm	20

### 14PCS COMBINATION SPANNER SET

- Drop forged carbon steel
- Polishing + sandblasting
- Tools bag+color box



Product name	Size	PCS
PHWC114	8-9-10-12-13-14-15-17-19-22-24-27-30-32mm	6

### COMBINATION SPANNER

- Drop forged carbon steel
- Polishing + sandblasting
- Plastic hanger+color sticker



Product name	Size	PCS
PHWC108	8mm	250
PHWC110	10mm	250
PHWC112	12mm	200
PHWC113	13mm	200
PHWC117	17mm	100
PHWC119	19mm	100
PHWC121	21mm	50
PHWC122	22mm	50
PHWC124	24mm	50
PHWC127	27mm	50
PHWC130	30mm	30
PHWC132	32mm	20

### 12PCS 1/2" DR.SOCKET WRENCH SET

- Crv with heat treated
- Plastic hanger
- 1PC 1/2" 72TRatchet Wrench
- 1PC 1/2" Extension Bar:125mm
- 10PCS 1/2" Dr. Socket:10.11.12.13.14.15.17.19.22.24mm



Product name	PCS
PHWSL12	10

### 11PCS 1/2" DR.SOCKET WRENCH SET

- Crv with heat treated
- Metal box+color box
- 9PCS 12.5mm 6PT
- SOCKET:10, 11, 12, 13, 14, 17, 19, 22, 24mm
- L Bar: 12.5mm, 12"



Product name	PCS
PHWSL11	10

### 24PCS 1/2" DR.SOCKET WRENCH SET

- Crv with heat treated
- Metal box+color box
- 18pcs 1/2" Dr. Socket: 6PT:10-11-12-13-14-15-16-17-18-19-20-21-22-23-24-27-30-32mm
- 1pc 1/2" Universal Joint
- 2pc 1/2" Extension Bar:5" & 10"
- 1pc 1/2" Spark Plug Socket:21mm
- 1pc 1/2" Handle Sliding Bar:10"
- 1pc 1/2" Ratchet Wrench
- 1pc Metal Box

Product name	PCS
PHWSL24(6PT)	4

### 24PCS 1/2" DR.SOCKET WRENCH SET

- Crv with heat treated
- Metal box+color box
- 18pcs 1/2" Dr. Socket: 12PT:10-11-12-13-14-15-16-17-18-19-20-21-22-23-24-27-30-32mm
- 1pc 1/2" Universal Joint
- 2pc 1/2" Extension Bar:5" & 10"
- 1pc 1/2" Spark Plug Socket:21mm
- 1pc 1/2" T Handle Sliding Bar:10"
- 1pc 1/2" Ratchet Wrench
- 1pc Metal Box

Product name	PCS
PHWSL24(12PT)	4

### 32PCS 1/2" DR.SOCKET WRENCH SET

- Crv with heat treated
- Blow box+color sleeve
- 19pcs 1/2" Dr.HEXAGON SOCKET:8-9-10-11-12-13-14-15-16-17-18-19-20-21-22-24-27-30-32mm
- 6pcs 1/2" Dr.BI-HEXAGON SOCKET:10-12-14-15-17-19mm
- 2pcs 1/2" SPARK PLUG SOCKET:16mm;21mm
- 1pc 1/2" UNIVERSAL JOINT
- 2pc 1/2" Extension Bar:5";10"
- 1pc 1/2" RATCHET WRENCH
- 1pc 1/2" 3WAY ADAPTOR



Product name	PCS
PHWSL32	5

### 46PCS 1/4" DR.SOCKET WRENCH SET

- Crv with heat treated
- Blow box+color sleeve
- 1pc 1/4" Dr.RATCHET HANDLE
- 3pcs HEX KEY:1.5-2-2.5mm
- 13pcs 1/4" Dr.SOCKETS:4-4.5-5-5.5-6-7-8-9-10-11-12-13-14mm
- 2pcs 1/4" Dr.EXTENTION BAR:2",4"
- 21pcs 1/4" Dr.INSERTED REG BIT SOCKETS
- 6pcs 1/4" TROX BIT SOCKET:T10-T15-T20-T25-T30-T40
- 6pcs 1/4" HEX BIT SOCKET:H3-H4-H5-H6-H7-H8
- 3PCS 1/4" PHILLIPS BIT SOCKET:PH1-PH2-PH3
- 3PCS 1/4" POZI BIT SOCKET:PZ1-PZ2-PZ3
- 3PCS 1/4" SLOTTED BIT SOCKET:4-5-5.7mm
- 1pc 1/4" Dr.SLIDING HANDLE:115MM
- 1pc 1/4" Dr.FLEXIBLE EXTENTION BAR:6"
- 1pc 1/4" UNIVERSAL JOINT 1pc 1/4" BIT ADAPTOR
- 1pc 1/4" Dr.SPINNER HANDLE 6"



Product name	PCS
PHWSL46	6

### 75PCS 1/4" & 1/2" DR. SOCKET WRENCH SET

- Crv with heat treated
- Blow box+color sleeve
- 16PCS 10MM BIT:H:5-6-8-10-12 M:5-6-8-10-12 T:30-40-45-50-55-60
- 1PC 120MM T52
- 8PCS:COMBINATION SPANNER 8-10-12-13-14-15-17-19MM
- 10PCS 1/4" Dr.SOCKET:4-4.5-5-5.5-6-6.5-7-8-9-10MM
- 16PCS 1/2" Dr.SOCKET:10-11-12-13-14-15-16-17-18-19-20-21-22-23-24-27MM
- 4PCS 1/2" Dr DEEP SOCKET:14-15-17-19MM
- 2PCS 1/2"Dr SPARK PLUG:16-21MM
- 8PCS 1/4" Dr DEEP SOCKET:6-7-8-9-10-11-12-13MM
- 2PCS UNIVERSAL JOINT:1/4", 1/2"
- 1PC 1/2" Dr.RING SOCKET:10MM
- 1PC 1/4" Dr.SLIDING BAR
- 1PC 1/2" Dr.EXTENTION BAR:5"
- 1PC 1/2" Dr.EXTENTION BAR:10"
- 1PC 1/4" Dr.SPINNER HANDLE
- 2PCS 1/4", 1/2" Dr.QUICK RELEASE RATCHET
- 1PC THREE WAY ADAPTOR



Product name	PCS
PHWSL75	3

### ADJUSTABLE WRENCH

- Drop forged carbon steel
- Hardened matte Nickle plated
- Bi-color plastic handle
- Slide card



Product name	Size	PCS
PHWA708	8"/200mm	60
PHWA710	10"/250mm	40
PHWA712	12"/300mm	30

### HAND SAW

- 7TPI 65MN blade, Heat treated
- TFE non-stick coating blade
- ABS+TPR handle
- Color sleeve
- With teeth protector



Product name	Size	PCS
PHCH140	16"/400mm	48
PHCH145	18"/450mm	48
PHCH150	20"/500mm	48
PHCH155	22"/550mm	48

### HEAVY DUTY TUBULAR HACKSAW FREAM

- Square lacquered steel tube bow frame
- Aluminum handle with soft grip
- Color sleeve
- Include 1pc saw blade



Product name	Size	PCS
PHCH212	12"/300MM	40

### CLAW HAMMER FIBERGLASS HANDLE

- Drop forged carbon steel hammer head
- Heat treatment,ground polished
- Fiberglass handle with TPR soft grip



Product name	Size	PCS
PHHC108	8OZ	48
PHHC116	16OZ	36

### AXE FIBERGLASS HANDLE

- Drop forged carbon steel hammer head
- Black painted,heat treatment
- Fiberglass handle with TPR soft grip
- With protect cover



Product name	Size	PCS
PHHA106	600G	24

### SLEDGE HAMMER FIBERGLASS HANDLE

- Drop forged carbon steel hammer head
- Black painted,heat treatment
- Fiberglass handle with TPR soft grip



Product name	Size	PCS
PHHS303	3LB	12

### RUBBER HAMMER FIBERGLASS HANDLE

- Rubber hammer head
- Fiberglass handle with TPR soft grip



Product name	Size	PCS
PHHR116	16OZ	24

### MACHINIST HAMMER FIBERGLASS HANDLE

- Drop forged carbon steel hammer head
- Black painted,heat treatment
- Fiberglass handle with TPR soft grip



Product name	Size	PCS
PHHM103	300G	48
PHHM105	500G	36
PHHM110	1000G	24
PHHM115	1500G	12
PHHM120	2000G	12

### RATCHET WRENCH (72 TEETH)

- CR-V+CrMo
- Mirror finish
- Bi-color plastic handle
- Packed by PP card+color sticker
- 72 Theeth ratchet



Product name	Size	PCS
PHWRC27	72T/12.5mm(1/2")	40
PHWRC87	72T/10mm(3/8")	60
PHWRC47	72T/6.35MM(1/4")	60

### SLOTTED SCREWDRIVER

- CR-V blade satin finished
- Bi-color comfortable handle TPR grip
- Black finish Magnetic tip
- Treated heated



Product name	Size	PCS
PHSSA03	SL6X125mm	120
PHSSA04	SL6X150mm	120

### PHILLIPS SCREWDRIVER

- CR-V blade satin finished
- Bi-color comfortable handle TPR grip
- Black finish Magnetic tip
- Treated heated



Product name	Size	PCS
PHSPA03	PH2X125mm	120
PHSPA04	PH2X150 mm	120

### 6PCS SCREWDRIVER SET

- CR-V blade satin finished
- Treated heated
- Bi-color comfortable handle TPR grip
- Double blister
- Black finish Magnetic tip
- Slotted: 3X75mm, 4X100mm, 6X100mm
- Phillips: PH0X75mm, PH1X100mm, PH2X100mm



Product name	PCS
PHSSA16	48



### 8PCS VDE SCREWDRIVER SET

- Cr-v blade black finished
- Bi-color comfortable TPR grip handle
- Plastic hanger + color sticker
- 1000V VDE certification
- 4PCS Slotted:3.0\*75mm 4.0\*100mm 5.5\*125mm 6.5\*150mm
- 3PCS Phillips:PH0\*75mm PH1\*100mm PH2\*100mm
- IPC Voltage test screwdriver 140mm CE 200-250V



Product name	PCS
PHSS181	12

### 3IN 1 STAPLE GUN

- Paint coating
- Plastic hanger + color sticker
- Set with 500pcs each of crown, U-shape, brad nails
- Compatible staples: rapid 140, Arrow T50, Arrow T18, Rapid 28, Esco 300



Product name	Size	PCS
PHPSU03	4-14mm	12

### STAPLE GUN

- Plating
- Double blister
- 4-14MM (5/32"-9/16")



Product name	Size	PCS
PHPSU02	11.3/4-14MM	40

### PVC PIPE CUTTER

- Power plastic coated
- Cutting diameter: 42mm
- Aluminum alloy body
- Slide card
- 65MN blade



Product name	Size	PCS
PHPC01	200mm(42mm)	48

### LOCKING PLIER

- Drop forged carbon steel
- Nickle plated
- Slide card



Product name	Size	PCS
PHPRC10	10"/250mm	60

### 3PCS PLIER SET

- Drop forged carbon steel
- Heat treated, polished finish
- Bi-color plastic handle
- Double blister



Product name	Size	PCS
PHP3P01	6" 6" 8"	20

### DIGITAL CALIPER

- Stainless steel with iron shell
- Black plastic case
- Accuracy:0.01mm



Product name	Size	PCS
PHMD615	0-150mm	50
PHMD620	0-200mm	50
PHMD630	0-300mm	20

### VERNIER CALIPER

- High quality carbon steel
- Black plastic case
- Accuracy:0.02mm/0.001in



Product name	Size	PCS
PHMV415	0-150mm	50
PHMV420	0-200mm	50
PHMV430	0-300mm	30

### ALUMINUM SPIRIT LEVEL

- Aluminum frame with magnetic
- Color sleeve
- 3 high quality vials:0.5mm/1m
- Milled on bottom



Product name	Size	PCS
PHMSE04	400mm(16in)	40
PHMSE06	600mm(24in)	40
PHMSE08	800mm(32in)	20
PHMSE10	1000mm(40in)	20

### 5-LINE LASER CROSS LEVEL

- Wavelength of the laser:vertical and horizontal 5\*635nm
- Automatic anping range:about ±3°
- Launch angle:120°
- Level accuracy: ±1mm/5m
- Vertical accuracy:±1mm/5m
- Power supply:3\*1.5V battery
- Working temperature: -10°C~+45°C
- Aluminum box



Product name	PCS
PHML901	2

### LASER DISTANCE METER

- Tolerance:±1.5mm
- Minimum display:1mm
- Laser level:635nm, P<1mW class II
- Color box
- Measuring model:length/area/volume/pythagorean
- Power supply:2\*1.5V battery
- Max storage:100 units
- working temperature: -10°C~+50°C



Product name	Size	PCS
PHMD040	40m	20
PHMD060	60m	20
PHMD080	80m	20
PHMD100	100m	20

### MEASURING TAPE

- ABS case
- Manual powerful stop button
- Color box
- Comfortable holding feel and impact resistant



Product name	Size	PCS
PHMS131	3mX19mm	120
PHMS151	5mX19mm	120
PHMS181	8mX25mm	60
PHMS253	5.5X25mm	96
PHMS281	7.5mX25mm	60



### FIBREGLASS MEASURING TAPE


- ABS case,for impact resistant
- With metric/inch fiberglass tape
- Width:12.5mm 3:1 gear ratio
- Color box



Product name	Size	PCS
PHMF100	100mX12.5mm	24
PHMF050	50mX12.5mm	20

### HAND RIVETER

- Aluminum alloy body
- Applicable:3.2mm(1/8"),4.0mm(5/32"),4.8mm(3/16"),6.0mm(15/64"),6.4mm(1/4")
- Color box
- Applicable:2.4mm(3/32"),3.2mm(1/8"),4.0mm(5/32"),4.8mm(3/16")
- Supplied nozzle wrench
- Packed:slide card



Product name	PCS
PHDH632	12
PHDH110	40

### CAULKING GUN

- Aluminum body, aluminum strigger
- Hang tag



Product name	Size	PCS
PHDC109	9"/230mm	40

### GREASE GUN

- Pressure:5000-6000 psi
- 2 ports:1 open top port,the other top port capped
- Capacity:14oz /400cc
- Color box



Product name	Size	PCS
PHDG204	400CC	10

### WOOD CHISEL

- Drop forged carbon steel,treated heated
- Bi-color plastic handle
- Packed:slide card



Product name	Size	PCS
PHFW112	12X140mm	100
PHFW114	14X140mm	100
PHFW116	16X140mm	100
PHFW119	19X140mm	100
PHFW122	22X140mm	100
PHFW125	25X140mm	100

### 4PCS WOOD CHISEL SET

- Drop forged carbon steel,treated heated
- Bi-color plastic handle
- Packed:slide card



Product name	Size	PCS
PHFW204	6-12-19-25mm	20

### 5PCS STEEL FILE SET

- Flat, half round, round, triangular, square
- T12 carbon steel,treated heated
- Size:8",200mm
- Bi-color plastic handle
- Packed:slide card



Product name	Size	PCS
PHFS01	8"/200mm	20



### T-HANDLE SOCKET WRENCH

- High quality carbon steel drop forged
- Heat treatment satin finish
- Black finished
- Hanger card



Product name	Size	PCS
PHWTD08	8mm	100
PHWTD10	10mm	100
PHWTD12	12mm	100
PHWTD13	13mm	100
PHWTD14	14mm	100

### COLD CHISEL

- Drop forged carbon steel, treated heated
- Paint coating
- Bi-color comfortable handle grip
- Plastic hanger+color sticker



Product name	Size	PCS
PHFC102	25X18X305mm	24

### CONCRETE CHISEL

- Drop forged carbon steel, treated heated
- Paint coating
- Bi-color comfortable handle grip
- Plastic hanger+color sticker



Product name	Size	PCS
PHFC202	4x18x305mm	24

### PAINT BRUSH

- Special formulated PET & white bristle in chrome plated ferrule
- Wooden handle
- PVC bag with color label



Product name	Size	PCS
PHDWF10	1"/25mm	480
PHDWF20	2"/50mm	240
PHDWF30	3"/75mm	120
PHDWF40	4"/100mm	120

### TOOLS BOX

- Iron sheet



Product name	Size	PCS
PHOT103	530X200X200mm	4

### TOOL BOX TROLLEY WITH WHEELS

- Board size: 700\*350\*59
- Drawer: 626\*338\*80



Product name	Size	PC
PHTT101	700X350X700mm	1

### TOOL BOX TROLLEY WITH WHEELS



Product name	Size	PC
PHTT102	706X492X830mm	1
PHTT103	706X492X830mm	1

### PALLET TRUCK



Product name	Size	PCS
PHOP102	2.5T	6
PHOP103	3T	6

### PAINT ROLLER

- Material: polyester and acrylic
- Convenient and fast change the roller cover
- Using for outside wall or coarse wall surface
- Poly bag



Product name	Size	PCS
PHDCA02	9"/230mm	50

### BRICKLAYING TROWEL

- Carbon steel
- Fine polish
- Bi-color plastic handle
- Color sticker



Product name	Size	PCS
PHDB106	6"/150mm	120
PHDB107	7"/180mm	120
PHDB108	8"/200mm	120

### PUTTY TROWEL

- Stainless steel, heat treated
- Mirror polished
- Bi-color plastic handle
- Color sticker



Product name	Size	PCS
PHDP103	2"/50mm	240
PHDP105	3"/80mm	240
PHDP107	4"/100mm	240

### PLASTERING TROWEL

- Bi-color plastic handle
- Polished finish
- Carbon steel
- Color sticker



Product name	Size	PCS
PHDP202	280X130mm	60

### HYDRAULIC BOTTLE JACK

- Heat treated extension screw allows low pickup height adjustment and maximum lift height
- Serrated, heat treated saddle provides generous lifting area and secure grip
- A wide, rugged base provides stability and strength
- All models critical points are reinforced for added durability and dependability



Product name	Size	PCS
PHOB102	2T(148mm)	10
PHOB106	6T(177mm)	5
PHOB115	15T(215mm)	2
PHOF102	2T(135-320mm)	1

### CHAIN BLOCK



Product name	Size	PCS
PHOC102	2T*5M	1
PHOC103	3T*5M	1
PHOC105	5T*3M	1

### LEVEL BLOCK



Product name	Size	PCS
PHOL101	1.5T*3M DIA:8MM	1
PHOL102	3.0T*3M DIA:10MM	1

### STEEL PADLOCK

- Iron
- With 3pcs iron keys
- Brass lock cylinder
- Slide card



Product name	Size	PCS
PXPS130	30mm	144
PXPS140	40mm	96
PXPS150	50mm	72
PXPS160	60mm	72

### WHEEL BARROW

- Sand capacity: 130KG water capacity :65L
- Material: galvanized sheet
- Thickness :0.7mm
- Color sticker
- Wheel: 14"X3.50-8
- Size: 1400\*550\*500\*840\*685\*885mm



Product name	Size	PCS
PHCW01	130KG	50

### HAND TROLLEY

- Material: iron tube
- Product size: 46\*55\*131cm
- Wheel: 10"X3.50-4
- Color sticker
- Capacity: 200 kgs



Product name	Size	PCS
PHCHT01	200KG	1

### TROLLEY CAR

- A non-slip rubber pad is attached to the platform steel plate, and an anti-collision rubber ring is installed around it



Product name	PHST015	PHST030
Rated load	150KG	300KG
Body weight	9KG	14KG
Platform size	48x72x83cm	60x90x88cm

### HOUSEHOLD ALUMINIUM LADDER

- Material: aluminum
- Shrink-wrapping to wrap the color cover



Product name	Size	PC
PHLH303	3 STEP	2
PHLH304	4 STEP	2
PHLH305	5 STEP	2

### 3 SECTION EXTENSION LADDER

- Material: aluminum
- Color sticker



Product name	Size	PC
PHLE107	3X7 STEP	1
PHLE109	3X9 STEP	1
PHLE111	3X11 STEP	1

### HOUSEHOLD STEEL LADDER

- Strong iron
- Shrink-wrapping to wrap the color cover



Product name	Size	PCS
PHLH102	2 STEP	4
PHLH103	3 STEP	4
PHLH104	4 STEP	4
PHLH203	3 STEP	4
PHLH204	4 STEP	4
PHLH205	5 STEP	4

### MULTI-PURPOSE ALUMINIUM LADDER

- Material: aluminum
- Shrink-wrapping to wrap the color cover



Product name	Size	PC
PHLM102	4X2 STEP	1
PHLM103	4X3 STEP	1
PHLM104	4X4 STEP	1
PHLM105	4X5 STEP	1

### TILE CUTTER



Product name	Size	PC
PHTC060	600mm	1
PHTC080	800mm	1
PHTC100	1000mm	1



### SAFETY HELMET

- PE cap+mesh belt
- Color sticker
- 350g



Product name	Size	PCS
PSHH701	YELLOW	40
	RED	40
	WHITE	40
	BLUE	40

### REFLECTION VEST

- 200D polyester
- 1 Piece/PE bag
- 5cm width high reflective



Product name	Size	PCS
PSBV102	XL	100
PSBV202	XL(60X67cm)	100

### TOOLS BAG

- Nylon oxford



Product name	Size	PCS
PHOT215	35X22X25cm	20
PHOT217	42X22X27cm	20
PHOT220	50X22X30cm	15

### RAIN BOOTS

- PVC
- 1 pair/PE bag



Product name	Size	PCS
PSFR342	42	10
PSFR343	43	10
PSFR344	44	10
PSFR345	45	10

### RAIN BOOTS (STEEL HEAD)

- PVC, DIN steel toe
- 1 pair/PE bag



Product name	Size	PCS
PSFR442	42	10
PSFR443	43	10
PSFR444	44	10
PSFR445	45	10

### SAFETY BOOTS

- Second layer buffalo leather
- Rubber sole
- S1P+SRC
- Anti-static & Anti-Vibration & Oil resistant & Slip resistant
- Steel toe cap Steel midsole



Product name	Size	PCS
PSFS142	42	10
PSFS143	43	10
PSFS144	44	10
PSFS145	45	10

### COW SPLIT LEATHER GLOVES

- Cow split leather
- Rubberized safety cuff
- Striped fabric for back



Product name	Size	PCS
PSGC110	10.5"AB	120

### WELDING LEATHER GLOVES

- Yellow cow split leather
- Whole piece back ,yellow cow split leather reinforced on palm/thumb/index finger,fully liner



Product name	Size	PCS
PSGW114	14"(350mm) AB	60

### TCT CIRCULAR SAW BLADE FOR WOOD



Product name	Diameter	Teeth No	Abor	Max.rpm	PCS
PTCTW11504	115mm	40T	22.2mm	13300	200
PTCTW11004	110mm	40T	20mm	15300	
PTCTW18502	185mm	24T	22.21mm	8200	50/25
PTCTW18504	185mm	40T	22.2mm	8200	50
PTCTW23506	235mm	60T	30mm	6500	
PTCTW25406	255mm	60T	30mm	6300	25
PTCTW25410	255mm	100T	30mm	6000	25
PTCTW30512	305mm	120T	30mm	5000	

### TCT MITER SAW BLADE FOR ALUMINUM



Product name	Diameter	Teeth No	Abor	Max.rpm	PCS
PTCTA30512	305mm	120T	25.4mm	5000	25
PTCTA25408	254mm	80T	25.4mm	6000	25
PTCTA25410	254mm	100T	25.4mm	6000	25

### GRINDING DISC FOR METAL



Product name	Size	PCS
PAT1006016B	100x6x16mm	
PAT1156022B	115x6x22.2mm	100
PAT1256022B	125x6x22.2mm	
PAT1806022B	180x6x22.2mm	50
PAT2306022B	230x6x22.2mm	25

### CUTTING DISC FOR INOX/Metal




Product name	Size	PCS
PAT1051216A	105x1.2x16mm	400
PAT1151222A	115x1.2x22.2mm	400
PAT1152022A	115x2x22.2mm	
PAT1251222A	125x1.2x22.2mm	
PAT1801622A	180x1.6x22.2mm	200
PAT3053525A	305x3.5x25.4mm	25
PAT3553225A	355x3.2x25.4mm	25
PAT4053225A	405x3.2x25.4mm	

### GUTTING DISC FOR METAL



Product name	Size	PCS
PAT1153022A	115x3x22.2mm	200
PAT1253022A	125x3x22.2mm	200
PAT1803022A	180x3x22.2mm	100
PAT2303022A	230x3x22.2mm	50

### FLAP WHEEL FOR METAL



Product name	Size	PCS	Product name	Size	PCS
PAT1152204C	115x22.2mm 40#	200	PAT1152212C	115x22.2mm 120#	200
PAT1152206C	115x22.2mm 80#	200	PAT1001604C	100x16mm 40#	200
PAT1152208C	115x22.2mm 100#	100	PAT1001606C	100x16mm 60#	100
PAT1152210C		50			

### DIAMOND SEGMENTED CUTTING DISC



Product name	Size	PCS	Product name	Size	PCS
PDT11502	115x1.8x22.2mm	100	PDTC11002	110x1.8x20mm	100
PDT10502	105x1.8x20mm	100	PDTC10502	105x1.8x20mm	100
PDT11002	110x1.8x20mm		PDTC11502	115x1.8x22.2mm	100
PDT12502	125x2.0x22.2mm		PDTC12502	125x2.0x22.2mm	100
PDT18002	180x1.8x22.2mm	50/50	PDTC18002	180x2.4x22.2mm	50
PDT23002	230x2.5x22.2mm		PDTC23002	230x2.5x22.2mm	25

### DIAMOND TURBO CUTTING DISC



Product name	Size	PCS
PDTW10502	105x2.2x20mm	
PDTW11002	110x2.2x20mm	100
PDTW11502	115x2.2x22.2mm	
PDTW12502	125x2.4x22.2mm	
PDTW18002	180x2.8x22.2mm	
PDTW23002	230x2.8x22.2mm	

### WIRE CUP BRUSH



Product name	Size	PCS
PA-WB101	3 "M10x1.5	
PA-WB102	3 "M14x2	100
PA-WB201	3 "M10x1.5	
PA-WB202	3 "M14x2	100

### SILICONE CARBIDE GRINDING WHEEL



Product name	Size	PCS
PA-SC102	150x20x32 80# 120#	
PA-SC104	200x20x32 80# 120#	

### JAG SAW BLADE

- Length 100mm
- T-shaped shank width: 6.2\*8.0mm
- Saw blade thickness: 1.2mm
- Saw blade tooth width: 6.3mm
- Sawtooth No. 18 teeth



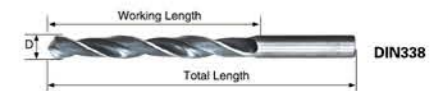
Product name	PCS
T244D	400

### SDS PLUS CHISEL



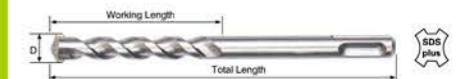
Product name	Size	PCS
PTA0301401	14x250mm	100
PTA0301402	14x250mm	100

### HSS TWIST DRILL BIT



Product name	Size	PCS	Product name	Size	PCS
PTA-101	1mm	100	PTA-117	9mm	300
PTA-102	1.5mm		PTA-118	9.5mm	
PTA-103	2mm		PTA-119	10mm	
PTA-104	2.5mm		PTA-120	10.5mm	
PTA-105	3mm		PTA-121	11mm	
PTA-106	3.5mm		PTA-122	11.5mm	250
PTA-107	4mm		PTA-123	12mm	
PTA-108	4.5mm		PTA-124	12.5mm	250
PTA-109	5mm		PTA-125	13mm	250
PTA-110	5.5mm		PTA-126	13.5mm	250
PTA-111	6mm		PTA-127	14mm	
PTA-112	6.5mm		PTA-128	14.5mm	100
PTA-113	7mm		PTA-129	15mm	100
PTA-114	7.5mm		PTA-130	15.5mm	100
PTA-115	8mm		PTA-131	16mm	100
PTA-116	8.5mm				

### SDS PLUS HAMMER DRILL BIT



Product name	Diameter	Total Length	Working Length	PCS
PA-PD107	8mm	110mm	50mm	
PA-PD115	8mm	160mm	50mm	
PA-PD108	10mm	110mm	50mm	
PA-PD117	10mm	160mm	50mm	
PA-PD119	12mm	160mm	50mm	
PA-PD112	6mm	160mm	50mm	
PA-PD125	6mm	210mm	50mm	
PA-PD127	8mm	210mm	50mm	
PA-PD129	10mm	210mm	50mm	
PA-PD131	12mm	210mm	50mm	100
PA-PD101	4mm	110mm	50mm	
PA-PD102	5mm	110mm	50mm	
PA-PD104	6mm	110mm	50mm	